

BUILD a Treasure Island




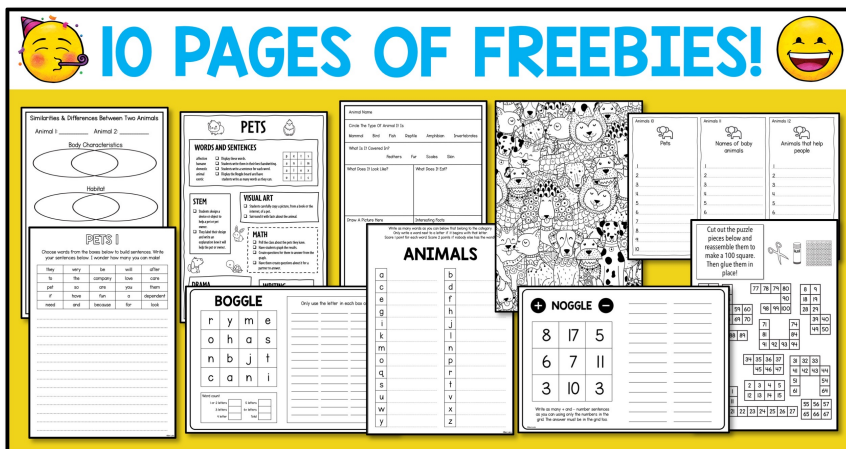
Thanks for purchasing! I hope you get great value from this resource.

STAY IN TOUCH AND SAVE!

Join My Email List

Each week I send an email with news, teaching tips, teaching ideas, freebies and great deals.

Also, get these **10 free pages** delivered straight to your inbox as soon as you [sign up here!](#)



Click me!

Follow My TPT Store

Get notified of new products. All my **new products** are **50% off** for the first 24 hours.



Click me!

Leave A Review

Leaving a review **gives you TpT credits** to put towards your next purchase. Just go to your purchases page within your account and write a review.



Click me!

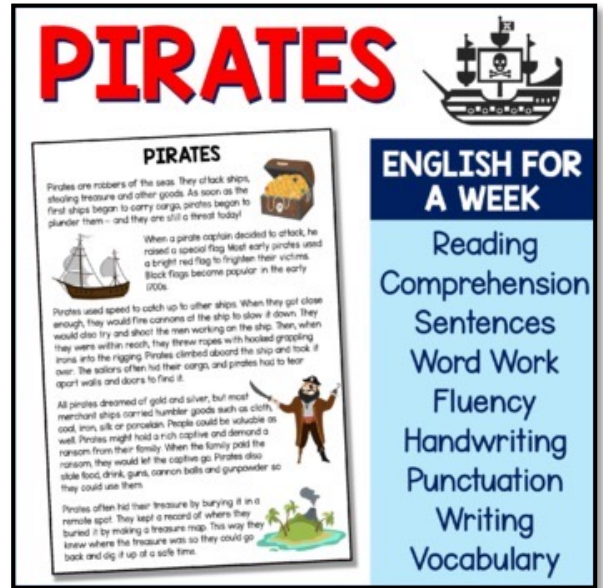
YOU MAY ALSO LIKE THESE PRODUCTS...



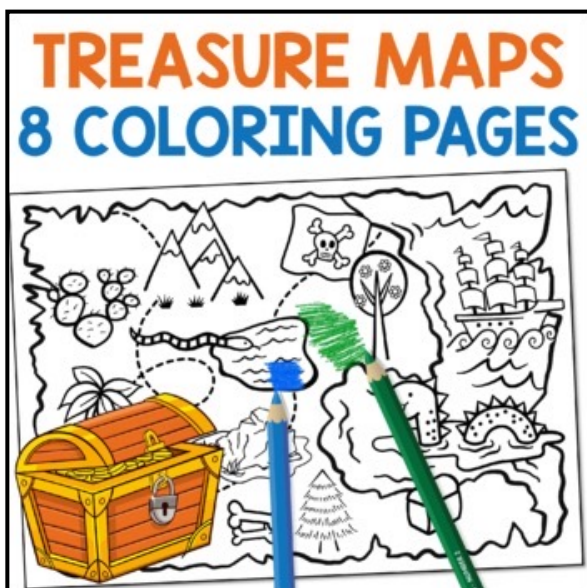
CLICK THE PICTURES to find out more



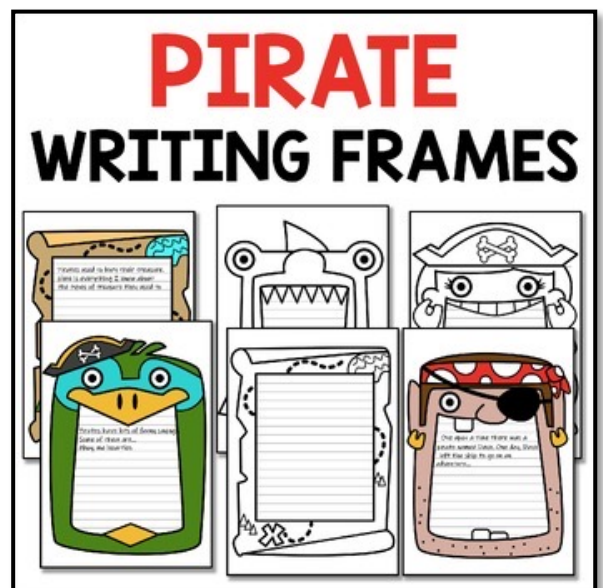
Compass Rose & Compass Directions Posters & Activities - Ordinal Cardinal Points



Pirate English Activities for a Week - Talk Like A Pirate Day



Treasure Map Coloring Pages - Talk Like A Pirate Day



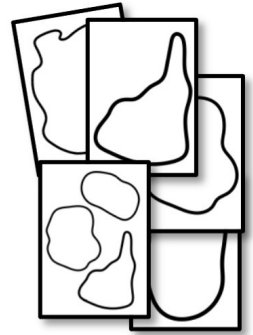
Pirate Writing Frames - Talk Like A Pirate Day

IDEAS FOR USE...

There are so many ways you can use this resource!
Of course, at a base level, students can cut out the islands and accessories, and color them to make islands


ISLAND PAGES

- Use them as they are, or print them larger or smaller
- Join pages to make a group of islands
- Have students draw their own island



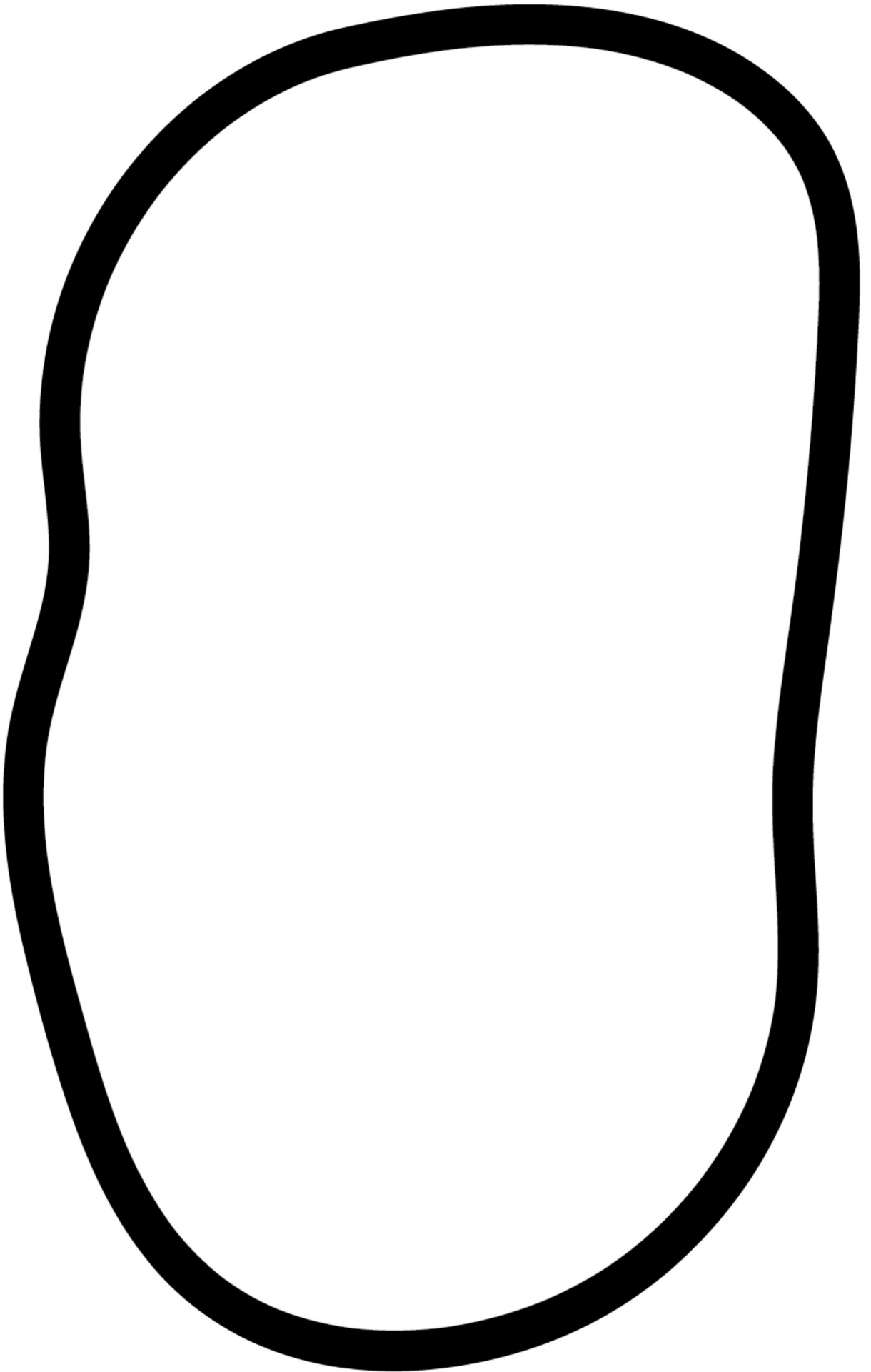
OTHER PAGES


- Print extra sheets in case students use duplicate items (I have put 2 of each per sheet)
- Print larger or smaller
- Have students draw other features they'd like




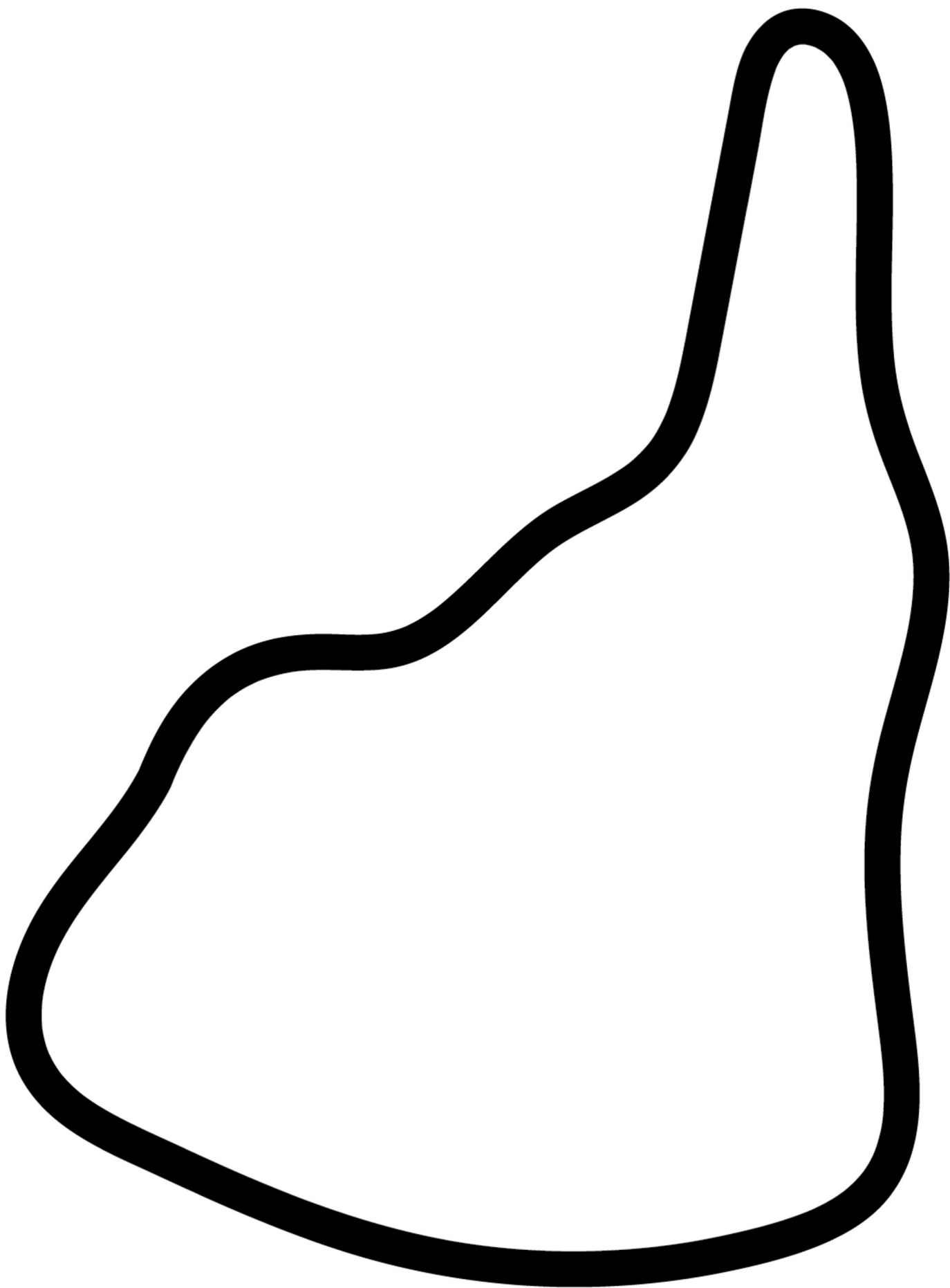
MORE IDEAS


- Use the complete islands as a prompt for a writing task (a narrative about being stuck on an island, directions to get to treasure, an information text about pirates, etc)
- Use them for a mapping activity
- Use them at the start, or the end, of a unit about pirates.
- The possibilities are endless!













Mountains





Rocks




Trees



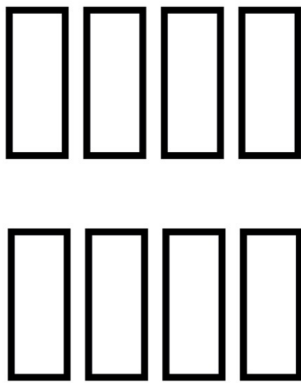
Rock Caves




Trees




Bridges




Treasure Marks




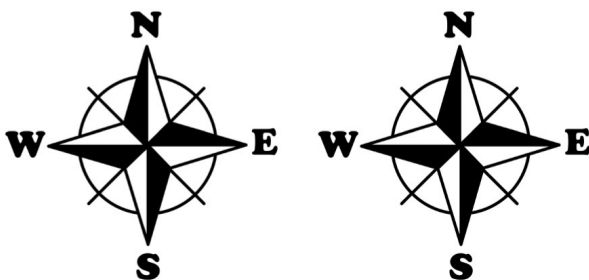
Treasure Chests



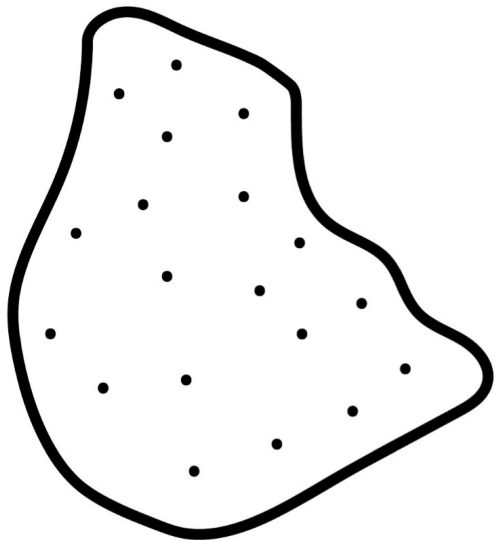
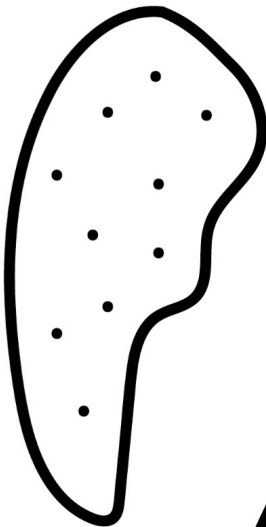

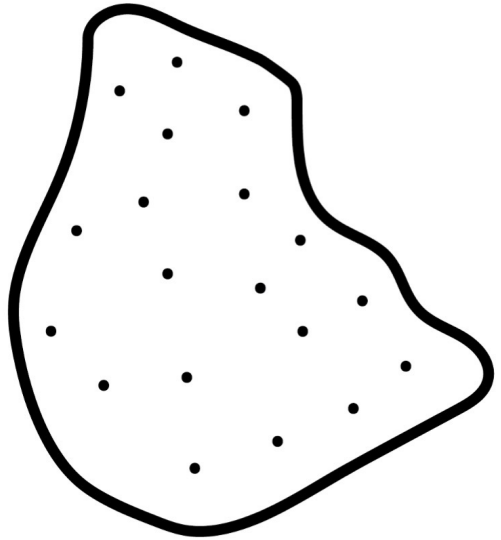
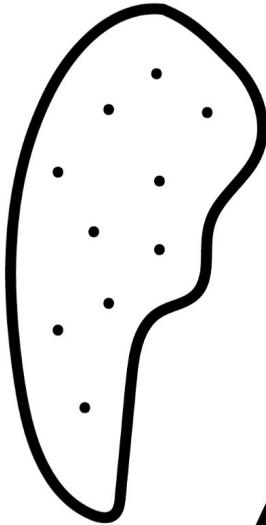

Empty Map Scrolls



Compass Roses



Sand



Thank You for Respecting My Work

Please

- Use this item for personal/student use in a single classroom.
- Purchase licenses at a big discount for others to use this resource.
- Enjoy this product for years to come (check back for updated versions).

Please Don't

- Give this item to your friends or colleagues.
- Copy this item for use by others.
- Post this item on a website for download. This includes personal websites, district websites, Amazon Inspire, etc.
- Post this item or any like copy for sale or for free.

©Ben Lukis. All rights reserved. Purchase of this unit entitles the purchaser the right to reproduce the pages in limited quantities for single classroom use only. Duplication for an entire school, an entire school system or commercial purposes is strictly forbidden without written permission from the publisher.

Copying any part of this product and placing it on the Internet in any form (even a personal/classroom website) is strictly forbidden and is a violation of the Digital Millennium Copyright Act (DMCA). These items can be picked up in a Google search and then shared worldwide for free

Clip Art Credits

